



GRAFFLE

PET FELT CEILING SYSTEM

GRAFFLE

PET FELT CEILING SYSTEM

Graffle, the adventurous counterpart of Blaffe, has arrived. It introduces a novel design approach, emphasizing alternating geometries to achieve both visual allure and optimal acoustic performance. While straight lines may serve as efficient highways, if you prefer the path less traveled, Graffle is the choice for you. Pre-Engineered system for quick delivery

- Pre-Engineered systems available for quick delivery
- Available in a wide variety of colors
- 60% Post-Consumer Recycled Content
- NRC Rating up to 0.55

SPECS

Material Composition: 60% Post-Consumer Recycled PET Felt

Module Size: Small - Nominal 2' x 2', Large - Nominal 4' x 4'

Module Height: Small - Nominal 5", Large - Nominal 10.5"

Installation Method: Threaded Rod, Hanging Wire, Direct Mount

NRC Rating: Up to 0.55

Fire Rating: Class A Fire Rated per ASTM E84


VOC Emissions: Passes CDPH Standard v1.2




EXPRESSIONS

PET Felt Graffle


Change the look of Graffle by choosing round or square corners as well as a flat or tilted angle. Available in a module size of nominal 2' x 2' or 2' x 4'.




Flat Round



Flat Square



Tilt Round



Tilt Square




ESSENTIAL COLORS



LUXE COLORS



WOOD GRAIN TEXTURES



Due to variance in monitor and print settings, please verify PET felt color by requesting a material sample.