



# BLAFFE

PET FELT BAFFLE

# BLAFFE

## PET FELT BAFFLE

Waves, slabs, or contours? The choice is yours, but one thing is certain: your space will appear as aesthetically pleasing as it sounds. Traditional PET baffle systems need not adhere to conventional aesthetics, so let's embrace creativity.

- Pre-Engineered systems available for quick delivery
- Available in a wide variety of colors
- 60% Post-Consumer Recycled Content
- NRC Rating up to 1.05

## SPECS

Material Composition: 60% Post-Consumer Recycled PET Felt

Module Size: 4' x 4', 4' x 8'

Fins per Module: 6

Installation Method: Threaded Rod, Hanging Wire, Direct to T-Grid

NRC Rating: Up to 1.05

Fire Rating: Class A Fire Rated per ASTM E84

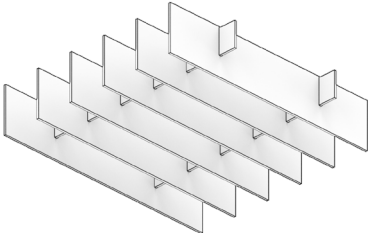
VOC Emissions: Passes CDPH Standard v1.2



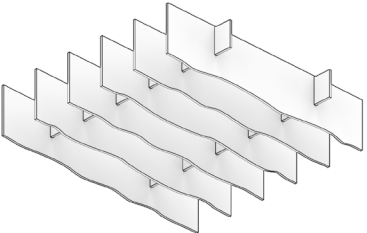
# EXPRESSIONS

## Blaffe PET Felt Baffle

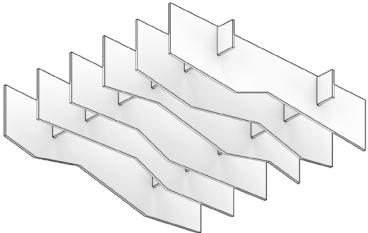
Each Blaffe expression is made up of fins that can be rotated at installation to create variability in form and texture.



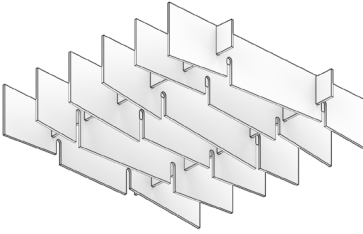
Flat 4'x4'



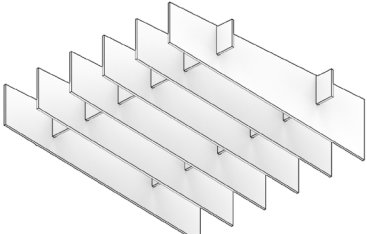
Jitter 4'x4'



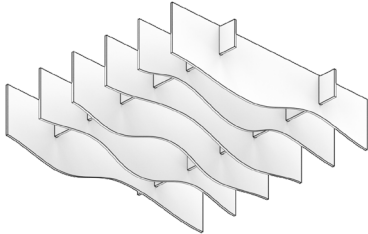
Peaks 4'x4'



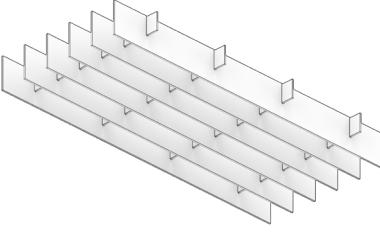
Skyline 4'x4'



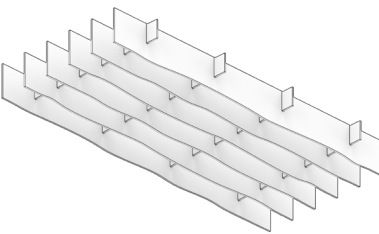
Slant 4'x4'



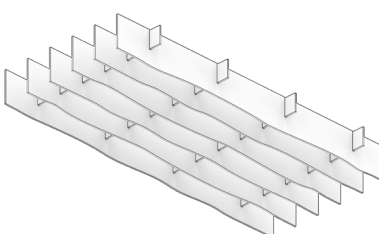
Wave 4'x4'



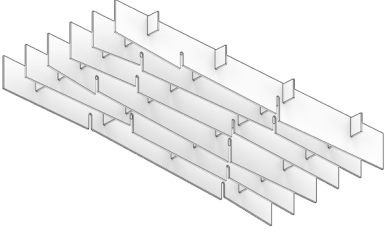
Flat 4'x8'



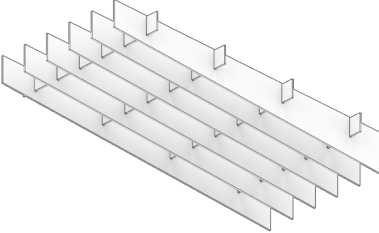
Jitter 4'x8'



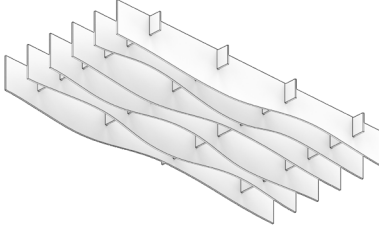
Peak 4'x8'



Skyline 4'x8'



Slant 4'x8'



Wave 4'x8'


## ESSENTIAL COLORS



## LUXE COLORS



## WOOD GRAIN TEXTURES



*Due to variance in monitor and print settings, please verify PET felt color by requesting a material sample.*