



MATERIAL LOGIQ

Title: VOC Emissions Test Results

Material: PET Felt (aka Poly Max)

Testing Standard: CDPH Standard Method V1.2-2017

About This Test: This test identifies volatile organic compounds (VOCs), such as formaldehyde, released into the air by products. Samples are put into an environmental chamber and the air is tested at 11-, 12- and 14-days. VOC levels are then used to predict office and school room concentrations and then compared to maximum allowable levels.

Test Result Summary:

MODELING SCENARIO	RESULT (PASS/FAIL)	TVOC (mg m ⁻³)
Private Office (PO)	PASS	0.2
School Classroom (SC)	PASS	0.1
Single Family Residence (R)	PASS	0.6

Test Date: 9/21/2018

Test ID: 103632425GRR-003a

MATERIAL LOGIQ TESTING DISCLAIMER

MATERIAL LOGIQ makes every effort to ensure the accuracy and reliability of the information provided. Laboratory testing is conducted by independent testing organizations. MATERIAL LOGIQ does not guarantee that field tests or independent tests will not vary. ASI is the parent company of MATERIAL LOGIQ and is listed as the Manufacturer within the test report. The product referenced within the test report is the same MATERIAL LOGIQ product listed on this test coversheet.

WWW.MATERIALLOGIQ.COM

123 COLUMBIA COURT NORTH, CHASKA, MN 55318

ASI TEST REPORT

SCOPE OF WORK

Standard Method Version 1.2 for CDPH 01350 on Poly Max

REPORT NUMBER

103632425GRR-003a

ISSUE DATE

19-October-2018

PAGES

13

DOCUMENT CONTROL NUMBER

Per GFT-OP-10 (6-March-2017)

© 2018 INTERTEK



TEST REPORT FOR ASI

Report No.: 103632425GRR-003a

Date: 19-October-2018

P.O.: 00065831

Telephone: +1 616 656 7401

Facsimile: +1 616 656 2022

www.intertek.com

SECTION 1

CLIENT INFORMATION

Attention: Conor Cook


ASI

123 Columbia Court N

Chaska, MN 55318

Phone: (952) 466-8261

Email: ccook@acousticalsurfaces.com



Amanda Tongen
Project Engineer



Jesse Ondersma, Ph.D.
Project Reviewer

This report is for the exclusive use of Intertek's Client and is provided pursuant to the agreement between Intertek and its Client. Intertek's responsibility and liability are limited to the terms and conditions of the agreement. Intertek assumes no liability to any party, other than to the Client in accordance with the agreement, for any loss, expense or damage occasioned by the use of this report. Only the Client is authorized to permit copying or distribution of this report and then only in its entirety. Any use of the Intertek name or one of its marks for the sale or advertisement of the tested material, product or service must first be approved in writing by Intertek. The observations and test results in this report are relevant only to the sample tested. This report by itself does not imply that the material, product, or service is or has ever been under an Intertek certification program.

SECTION 2

SUMMARY AND CONCLUSION

Test Method: Standard Method Version 1.2 for CDPH 01350
Modeling Scenario: Private office (PO), school classroom (SC) and single family residence (R)
Method Deviations: Testing performed without deviation unless noted below. The acetaldehyde blank was above $2.0 \mu\text{g m}^{-3}$. There is not expected to be an effect on testing.

DESCRIPTION OF SAMPLES

Manufacturer / Location ASI / Chaska, MN
Product Name Poly Max
Product Number Not Specified
Date of Manufacture 19-September-2018
Date of Collection 19-September-2018
Date of Shipment 19-September-2018
Date Received by Lab 20-September-2018
Date of Test Start and Duration 21-September-2018 / 336 hours
As Received Sample Condition Good Condition
Lab Sample ID GRR180920000E

WORK REQUESTED/APPLICABLE DOCUMENTS

VOC Emissions Analysis: CDPH Standard Method v1.2
Intertek Quote: Qu-00901125 and Qu-00919901

TEST RESULTS

MODELING SCENARIO	RESULT (PASS/FAIL)	TVOC (mg m^{-3})
Private Office (PO)	PASS	0.2
School Classroom (SC)	PASS	0.1
Single Family Residence (R)	PASS	0.6

SAMPLE DISPOSITION

At the completion of testing, samples were disposed of in a routine manner.

SECTION 3

CDPH STANDARD METHOD V1.2

Date Received: 20-September-2018
Dates Tested: 21-September-2018 to 05-October-2018

DESCRIPTION OF SAMPLES:

Part Description: Acoustical Panel for Absorption
Material Submitted: Four (4) Polyethylene Terephthalate Panels

ACCEPTANCE CRITERIA:

Referencing: CDPH Standard Method v1.2, Table 4.1
LEED v4 - Low Emitting Materials
LEED v4 - TVOC Ranges: $\leq 0.5 \text{ mg m}^{-3}$
 $0.5 \text{ to } 5.0 \text{ mg m}^{-3}$
 $\geq 5.0 \text{ mg m}^{-3}$

TEST NOTES OR DEVIATIONS:

Testing performed without deviation unless noted below.

TEST SUMMARY:

The emissions testing was performed according to "Standard Method for the Evaluation of Volatile Organic Chemical Emissions from Indoor Sources using Environmental Chambers Version 1.2". A photograph of the tested sample is included herein. The sample was cut to an appropriate size to achieve the desired loading factor. The edges were sealed with aluminized tape. The sample was placed in conditioning in the chamber for 10 days with top and bottom surfaces exposed, before testing was initiated. Air samples were collected prior to the sample being placed in the test chamber (0 hours) and at 264, 288, and 336 hours after placement in the test chamber. Samples analyzed for individual VOCs and TVOC were collected on multi-sorbent tubes containing glass wool, Tenax TA 35/60 and Carbograph 5 TD 40/60. These VOC samples were analyzed by thermal desorption-gas chromatography/mass-spectrometry, TD-GC/MS. TVOC was calculated through integration of the chromatogram from n-pentane through n-heptadecane using toluene as a surrogate. Individual VOCs were calculated using calibration curves based on pure standards unless otherwise noted. Samples analyzed for low molecular weight aldehydes were collected on cartridges treated with 2,4-dinitrophenylhydrazine (DNPH). Low molecular weight aldehydes were analyzed using high performance liquid chromatography, HPLC.

RESULTS:

Table 1: Sample and Chamber Conditions during Test Period

PARAMETER		SYMBOL	VALUE	UNITS
Sample Dimensions	Length	-	0.244	m
	Width	-	0.244	m
	Thickness	-	-	m
Exposed Sample Surface Area		<i>A</i>	0.060	m ²
Chamber Volume		<i>V</i>	0.116	m ³
Chamber Loading Factor		<i>L</i>	0.51	m ² m ⁻³
Inlet Air Flow Rate		<i>Q</i>	0.116	m ³ h ⁻¹
Air Change Rate		<i>N_{ACH}</i>	1.00	h ⁻¹
Area Specific Flow Rate		<i>q_A</i>	1.95	m h ⁻¹
Chamber Pressure (Range)		<i>P</i>	17.5 (15.2-19.6)	Pa
Average Temperature (Range)		<i>T</i>	23.0 (22.9-23.1)	°C
Average Humidity (Range)		RH	50.0 (49.6-50.4)	% RH
Testing Duration		<i>t</i>	336	h

Table 2: Test chamber background VOC concentrations in µg m⁻³.

COMPOUND	CAS No.	<i>C₁₀</i>
Formaldehyde	50-00-0	1.2
TVOC	-	9.9

Table 3: Test chamber TVOC and formaldehyde concentrations in µg m⁻³.

COMPOUND	CAS No.	264 H	288 H	336 H
Formaldehyde	50-00-0	1.3	1.7	1.4
TVOC	-	102	96.5	76.3

Table 4: Test chamber TVOC and formaldehyde emission factors in µg m⁻² h⁻¹.

COMPOUND	CAS No.	264 H	288 H	336 H
Formaldehyde	50-00-0	0.1	0.9	0.3
TVOC	-	179	168	129

*BB – Below Blank

Individual emitted VOCs identified above the lower limits of quantitation are listed in Table 7; VOCs which are listed on chemical of concern lists or have CRELs are indicated.

The measured chamber concentrations and corresponding emission factors of identified individual VOCs and TVOCs are listed in Table 8.

In Tables 6, 8 and 9, emission factors were calculated using equation 3.1 in CDPH Standard Method V1.2:

$$EF_{Ai} = \frac{Q \times (C_{it} - C_{i0})}{A_c}$$

The inlet flow rate, Q ($\text{m}^3 \text{h}^{-1}$), is the measured flow rate of air into the chamber. The chamber concentration, C_{it} ($\mu\text{g m}^{-3}$), is the concentration of a target VOC_i, formaldehyde and other carbonyl compounds measured at time t . The chamber background concentration, C_{i0} ($\mu\text{g m}^{-3}$), is the corresponding concentration measured with the chamber operating without a test specimen. The exposed projected surface area of the test specimen in the chamber, A_c (m^2), is determined from the measurements made at the time of specimen preparation.

Table 5: VOCs detected above lower limits of quantitation in air samples at 336 hours.

VOC	CAS No.	SURROGATE ¹	CREL ² ($\mu\text{g m}^{-3}$)	CARB TAC ³	PROP 65 LIST ⁴
Formaldehyde	50-00-0		9	Yes	Yes
Toluene	108-88-3		300	Yes	No
Unknown	-	X	-	-	-
Butylated Hydroxytoluene	128-37-0	X	NA	No	No

¹Indicates which non-listed VOCs were quantified using surrogate compounds, all other compounds were quantified using pure compounds.

²Chronic Reference Exposure Level (CREL) as defined by California Office of Environmental Health Hazard Assessment.

³Substance is listed on California Air Resource Board's (CARB) Toxic Air Contaminant (TAC) identification list.

⁴Substance known to the state of California to cause cancer or reproductive toxicity according to California's Safe Drinking Water and Toxic Enforcement Act of 1986 (Proposition 65).

Table 6: Measured chamber concentrations and corresponding emission factors of individual VOCs listed in Table 4-1 of CDPH 01350 V1.2. at 336 hours.

VOC	CAS No.	CHAMBER CONCENTRATION ($\mu\text{g m}^{-3}$)	EMISSION FACTOR ($\mu\text{g m}^{-2} \text{h}^{-1}$)
Formaldehyde	50-00-0	1.4	0.3
Acetaldehyde	75-07-0	< 4.5	< 8.8
Vinyl acetate	108-05-4	< 0.4	< 0.8
Epichlorohydrin	106-89-8	< 0.2	< 0.4
Ethanol, 2-methoxy-, acetate	110-49-6	< 0.3	< 0.6
Isopropyl Alcohol	67-63-0	< 0.2	< 0.4
Ethene, 1,1-dichloro-	75-35-4	< 0.2	< 0.3
Methylene chloride	75-09-2	< 0.3	< 0.5
Carbon disulfide	75-15-0	< 0.5	< 1
Methyl tert-butyl ether	1634-04-4	< 0.5	< 0.9
n-Hexane	110-54-3	< 0.3	< 0.5
Trichloromethane (Chloroform)	67-66-3	< 0.3	< 0.6
Ethanol, 2-methoxy-	109-86-4	< 0.4	< 0.8
Ethane, 1,1,1-trichloro-	71-55-6	< 0.2	< 0.4
Benzene	71-43-2	< 0.3	< 0.5
Carbon Tetrachloride	56-23-5	< 0.2	< 0.4
2-Propanol, 1-methoxy-	107-98-2	< 0.2	< 0.4
Ethylene glycol	107-21-1	< 8	< 15.6
Trichloroethylene	79-01-6	< 0.2	< 0.3
1,4-Dioxane	123-91-1	< 0.2	< 0.3
Ethanol, 2-ethoxy-	110-80-5	< 0.4	< 0.8
Toluene	108-88-3	0.7	1.5
Formamide, N,N-dimethyl-	68-12-2	< 0.4	< 0.8
Tetrachloroethylene	127-18-4	< 0.2	< 0.3
Benzene, chloro-	108-90-7	< 0.2	< 0.3
Ethylbenzene	100-41-4	< 0.2	< 0.4
Xylene (-m, -p, & -o)	108-38-3, 95-47-6, 106-42-3	< 0.6	< 1.2
Styrene	100-42-5	< 0.1	< 0.2
2-Ethoxyethyl acetate	111-15-9	< 0.5	< 1
Phenol	108-95-2	< 0.5	< 1
Benzene, 1,4-dichloro-	106-46-7	< 0.1	< 0.3
Isophorone	78-59-1	< 0.2	< 0.3
Naphthalene	91-20-3	< 0.2	< 0.4

Table 7: Measured chamber concentrations and corresponding emission factors of identified individual VOCs and TVOC at 336 hours.

VOC	CAS No.	CHAMBER CONCENTRATION ($\mu\text{g m}^{-3}$)	EMISSION FACTOR ($\mu\text{g m}^{-2} \text{h}^{-1}$)
Unknown	-	4.0	7.8
Butylated Hydroxytoluene	128-37-0	56.9	111
TVOC	-	76.3	129

Exposure Scenario Modeling and Evaluation:

Estimated building concentrations for the private office, school classroom, and single-family residence scenarios were calculated using equation 3.2a of CDPH Standard Method V1.2:

$$C_{Bi} = \frac{EF_{Ai} \times A_B}{Q_B}$$

The area specific emission rate EF_A at 336 hours (14 days) total exposure time is multiplied by the ratio of the exposed surface area of the installed material in the building, A_B (m^2), to the flow rate of outside ventilation air, Q_B ($\text{m}^3 \text{h}^{-1}$).

The modeling parameters used for private office, school classroom, and single-family residence scenarios are listed in Table 10.

The modeled concentrations of identified individual VOCs for private office, school classroom, and single-family residence scenarios are listed in Tables 11 & 12. Whether the modeled concentrations meet the maximum allowable concentration requirements specified in Table 4.1 of CDPH Standard Method V1.2 are also indicated.

Table 8: Standard modeling parameters for wallcovering.

PARAMETER	SYMBOL	VALUE	UNITS
Exposed Surface Area Installed in <i>Private Office (PO)</i>	A_B	33.4	m^2
Air flow rate of <i>Private Office (PO)</i>	Q_B	20.7	$\text{m}^3 \text{h}^{-1}$
Exposed Surface Area Installed in <i>Classroom (SC)</i>	A_B	94.6	m^2
Air flow rate of <i>Classroom (SC)</i>	Q_B	191	$\text{m}^3 \text{h}^{-1}$
Exposed Surface Area Installed in <i>Residence (R)</i>	A_B	562	m^2
Air flow rate of <i>Residence (R)</i>	Q_B	127	$\text{m}^3 \text{h}^{-1}$

Table 9: Projected concentrations of individual VOCs specified in Table 4-1 of CDPH 01350 V1.2.

VOC	CAS NO.	PROJECTED CONCENTRATION ($\mu\text{g m}^{-3}$)			CONC. LIMIT ($\mu\text{g m}^{-3}$)	RESULT Pass (P) /Fail (F)		
		PO	SC	R		PO	SC	R
Formaldehyde	50-00-0	0.5	0.1	1.3	9	P	P	P
Acetaldehyde	75-07-0	< 14.2	< 4.4	< 39.0	70	P	P	P
Vinyl acetate	108-05-4	< 1.2	< 0.4	< 3.4	100	P	P	P
Epichlorohydrin	106-89-8	< 0.7	< 0.2	< 1.8*	1.5	P	P	P
Ethanol, 2-methoxy-, acetate	110-49-6	< 0.9	< 0.3	< 2.6	45	P	P	P
Isopropyl Alcohol	67-63-0	< 0.6	< 0.2	< 1.6	3,500	P	P	P
Ethene, 1,1-dichloro-	75-35-4	< 0.5	< 0.2	< 1.5	35	P	P	P
Methylene chloride	75-09-2	< 0.9	< 0.3	< 2.4	200	P	P	P
Carbon disulfide	75-15-0	< 1.6	< 0.5	< 4.3	400	P	P	P
Methyl tert-butyl ether	1634-04-4	< 1.5	< 0.5	< 4.2	4,000	P	P	P
n-Hexane	110-54-3	< 0.9	< 0.3	< 2.4	3,500	P	P	P
Trichloromethane (Chloroform)	67-66-3	< 0.9	< 0.3	< 2.5	150	P	P	P
Ethanol, 2-methoxy-	109-86-4	< 1.2	< 0.4	< 3.4	30	P	P	P
Ethane, 1,1,1-trichloro-	71-55-6	< 0.6	< 0.2	< 1.6	500	P	P	P
Benzene	71-43-2	< 0.8	< 0.2	< 2.2*	1.5	P	P	P
Carbon Tetrachloride	56-23-5	< 0.6	< 0.2	< 1.8	20	P	P	P
2-Propanol, 1-methoxy-	107-98-2	< 0.7	< 0.2	< 2	3,500	P	P	P
Ethylene glycol	107-21-1	< 25.2	< 7.7	< 69.1	200	P	P	P
Trichloroethylene	79-01-6	< 0.5	< 0.2	< 1.5	300	P	P	P
1,4-Dioxane	123-91-1	< 0.5	< 0.2	< 1.4	1,500	P	P	P
Ethanol, 2-ethoxy-	110-80-5	< 1.3	< 0.4	< 3.4	35	P	P	P
Toluene	108-88-3	2.4	0.7	6.4	150	P	P	P
Formamide, N,N-dimethyl-	68-12-2	< 1.3	< 0.4	< 3.5	40	P	P	P
Tetrachloroethylene	127-18-4	< 0.5	< 0.2	< 1.5	17.5	P	P	P
Benzene, chloro-	108-90-7	< 0.6	< 0.2	< 1.5	500	P	P	P
Ethylbenzene	100-41-4	< 0.6	< 0.2	< 1.6	1,000	P	P	P
Xylene (-m, -p, & -o)	108-38-3, 95-47-6, 106-42-3	< 1.9	< 0.6	< 5.3	350	P	P	P
Styrene	100-42-5	< 0.4	< 0.1	< 1.1	450	P	P	P
2-Ethoxyethyl acetate	111-15-9	< 1.5	< 0.5	< 4.2	150	P	P	P
Phenol	108-95-2	< 1.6	< 0.5	< 4.4	100	P	P	P
Benzene, 1,4-dichloro-	106-46-7	< 0.4	< 0.1	< 1.1	400	P	P	P
Isophorone	78-59-1	< 0.5	< 0.1	< 1.3	1,000	P	P	P
Naphthalene	91-20-3	< 0.7	< 0.2	< 2	4.5	P	P	P

*Individual VOC of concern is below lower LOQ for modeled scenario.

Table 10: Projected concentrations of identified non-listed individual VOCs.

VOC	CAS NO.	PROJECTED CONCENTRATION ($\mu\text{g m}^{-3}$)			CONC. LIMIT ($\mu\text{g m}^{-3}$)	Result Pass (P) /Fail (F)		
		PO	SC	R		PO	SC	R
Unknown	-	12.5	3.8	34.3	-	-	-	-
Butylated Hydroxytoluene	128-37-0	179	54.8	490	-	-	-	-
TVOC _{Toluene}	-	208	64.0	571	-	-	-	-

PHOTOGRAPHS:




Figure 1: Photograph of sample in test chamber

SECTION 4

FACILITIES AND EQUIPMENT:


GCMS

INSTRUMENTATION USED:	Markes TD-100 Thermal Desorption Agilent 7890A GC Agilent 5975C MS
COLUMN USED:	Agilent HP-Ultra 2 (GC)

HPLC

INSTRUMENTATION USED:	Agilent 1260 Infinity Series
COLUMN USED:	Poroshell 120 EC-C18

SECTION 5
CHAIN OF CUSTODY

 intertek Total Quality. Assured.	Ship To:		Chain of Custody for Chemical Testing	
	Attn: VOC Laboratory		Intertek Quotation Number: Qu-00901125	
	4700 Broadmoor SE		Purchase Order (enter Company and Number):	
	Suite 200 Kentwood, MI 49512 Phone: 616-656-7401		ASI 65831	
Customer Information				
Company: ASI				
Street Address: 123 Columbia Court N.				
City/State/Postal code: Chaska, MN 55318				
Country: USA				
Contact Name & Title (for reporting): Conor Cook, Resource Specialist				
Contact Phone/Fax Numbers: 952-466-8261				
Contact E-mail Address: ccook@acousticalsurfaces.com				
Financially Responsible Co. : Acoustical Surfaces Inc.				
Manufacturer Information (If Different)				
Company:				
City/State/Country:				
Contact Name/Title:				
Phone Number/E-mail Address:				
Sample Details				
Product Commercial Name*: Poly Max				
Product Commercial Part No.(if not part of the name)*:				
Manufacturer Sample Tracking ID: 01350V12-5				
Date Manufactured*: 9-19-18				
Product Category & Use*: Acoustical Panel for absorption				
Sample Construction Materials*: Polyethylene Terephthalate				
Plant Name & Location*: ASI Peavey, Chaska, MN				
Collection Location within Plant:				
Date & Time Collected*: 9-19-18 2:00p				
Number of Sample Pieces*: 4				
Sample Collected by*: Conor Cook				
Phone/Fax Numbers*: 952.466.8261				
E-mail Address*: ccook@acousticalsurfaces.com				
Shipping Details				
Packed & Shipped By: <i>Conor Cook</i>				
Shipping Date: <i>9-19-18</i>				
Carrier/Airbill Number:				
Requested Testing				
Test to be performed: CDPH 01350 V1.2				
Customer Request for Certification				
ETL Environmental VOC™ Certification: <input type="checkbox"/> YES				
ETL Environmental VOC+™ Certification: <input checked="" type="checkbox"/> YES				
SCS's Indoor Advantage™ Certification: <input type="checkbox"/> YES				
SCS's Indoor Advantage™ Gold Certification: <input type="checkbox"/> YES				
SCS's FloorScore® Certification: <input type="checkbox"/> YES				
Special Customer Instructions				
Customer Authorizes Laboratory to Submit Copies of Test Reports To:				
Contact:				
Email Address:				
Organization:				
Contact:				
Email Address:				
Organization:				
Intertek Use Only				
Condition of Shipping Package: <i>Good</i>				
Condition of Sample: <i>Good</i>				
Sample ID: <i>GRR180920000E</i>				
GIN: <i>G103632425</i>				
Sample Handling*				
	Printed Name*	Signature*	Date*	Company*
Relinquished By:	<i>Conor Cook</i>	<i>Conor P. Cook</i>	<i>9/19/18</i>	<i>ASI</i>
Received by:	<i>Amanda Torgerson</i>	<i>Amanda Torgerson</i>	<i>9-21-18</i>	<i>Intertek</i>