



ENGRAVED

WOOD WOOL PANELS

ENGRAVED WOOD WOOL PANELS

Wood Fibers. Cement. Creativity. These 3 things come together to transform a conventional material into a textured work of art. Wood Wool Engraved Panels offer acoustic performance while also providing beautiful aesthetics through pattern, color, and texture choices.

- Pre-Engineered systems available for quick delivery
- Available in a wide variety of CNC-engraved patterns and textures
- Custom designs available, including robust color options
- NRC Rating up to 0.95

SPECS

Material Composition: Wood fiber, Portland cement, water

Thickness: 1", 1-3/8", 2"

Size: 24" x 24", 24" x 48", Custom up to 24" x 96"

Edge Detail: Beveled

Installation Method: Direct Attach

NRC Rating: 0.45 to 0.95

Fire Rating: Class A Fire Rated per ASTM E84

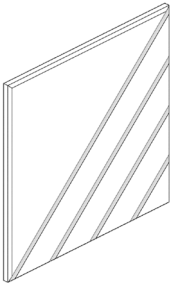
VOC Emissions: Passes CDPH Standard v1.2



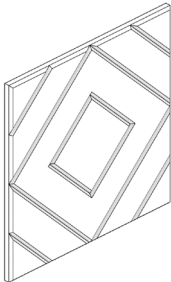
EXPRESSIONS

2x2 Engraved Wood Wool Panels

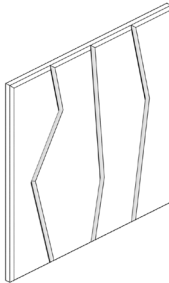
Panels can be installed vertically or horizontally to create infinite design variability. Mix and match select expressions to add even more variety.



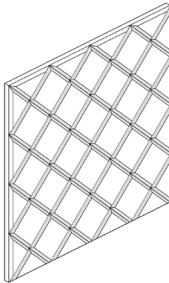
Arrow




Askew



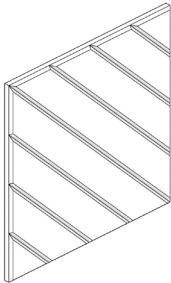
Crackle



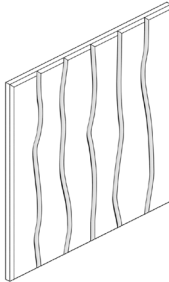
Crossed



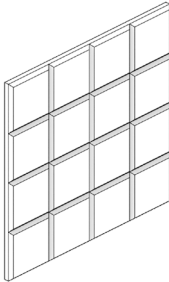
Current



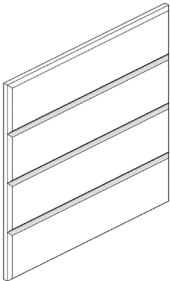
Downhill



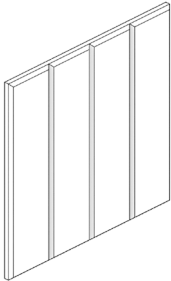
Drizzle



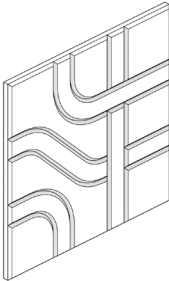
Grid



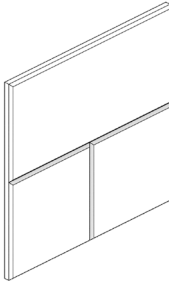
Latitude



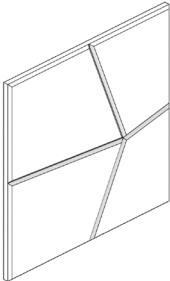
Longitude



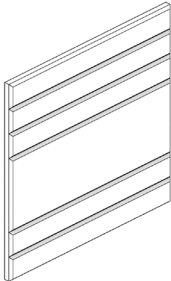
Metro



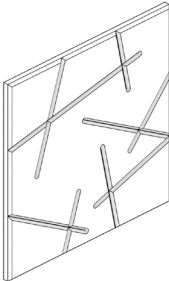
Panes



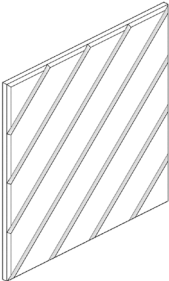
Skew



Strata



Twigs

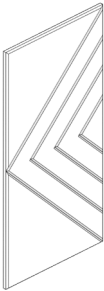


Uphill

EXPRESSIONS

2x4 Engraved Wood Wool Panels

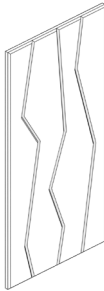
Panels can be installed vertically or horizontally to create infinite design variability. Mix and match select expressions to add even more variety.



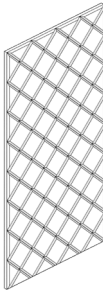
Arrow



Askew




Crackle




Crossed



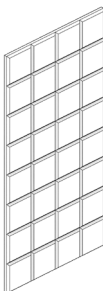
Current




Downhill




Drizzle



Grid



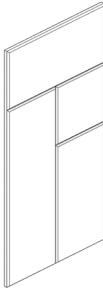
Latitude



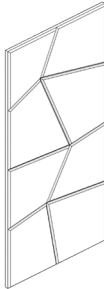
Longitude




Metro



Panels



Skew



Strata



Twigs



Uphill

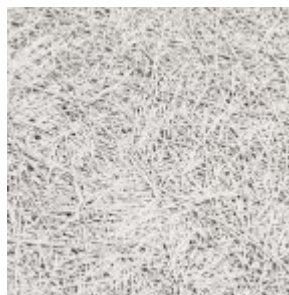


COLORS

Use Engraved Wood Wool as the canvas for your unique design. Panels can be primed clear or white as well as painted any color.



Primed Clear



Primed White



Painted

PERFORMANCE

Engraved Wood Wool panels are Class-A Fire Rated and pass the NFPA 286 fire test. The wood wool panels meet the California Department of Public Health VOC emissions standards, qualifying projects for LEED credits, and making Designs a sound choice for a variety of venues.

